
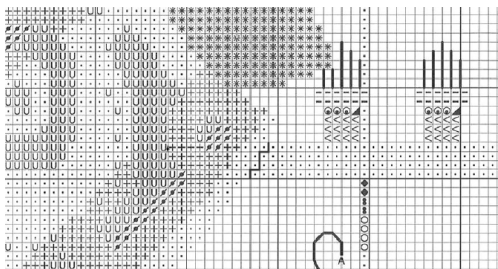


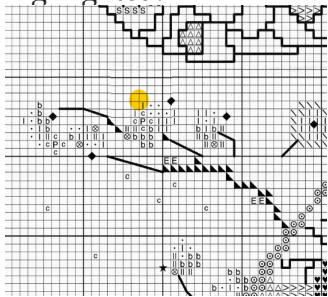
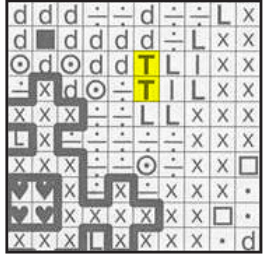
# MIRABILIA DESIGNS

## *chart updates*

|  |   |
|--|---|
| <i>MNC1 Fairy Roses</i>                    | S on the chart is the 5 symbol (bead 10041) on the key  |
| <i>MD1 Damask Roses</i>                    | using 2 strands in 356, backstitch the arm.   |
| <i>MD2 Fairy Moon</i>                      | Need multiple bead packs and skeins listed below:<br>Mill Hill Bead 00161(2)<br>Mill Hill Bead 02017(3)<br>Mill Hill Bead 02026(2)<br>DMC 822 (2)<br>DMC White (4)  |
| <i>MD4 Garden Verses</i>                   | ■ and □ both represent DMC 3371<br>  |
| <i>MD5 Sleeping Beauty</i>                 | Need multiple bead packs and skeins listed below:<br>Mill Hill Bead 00146(3)<br>DMC White (5)<br>DMC 341(2)<br>DMC 369(3)<br>DMC 3041(2)<br>DMC 3740(2)   |
| <i>MD6 Christmas Elegance</i>              | Need multiple bead packs and skeins listed below:<br>Mill Hill Bead 02019 (3)<br>Mill Hill Bead 03035 (3)<br>DMC 500 (5)<br>DMC 561(3)<br>DMC 562(2)  |
| <i>MD7 Fairy Flora</i>                     | In center red rose, Y should be V (DMC 3326)  |
| <i>MD10 Elizabeth and the Lavender Sky</i> | Backstitch all other leaves & vines with DMC 520  |
| <i>MD12 The Kiss</i>                       | These changes apply to charts where the instructions appear upside down through the folder. In the bottom 30 rows of the printed graph, please replace <symbol for> 677 with <symbol for> 3799. The instructions should list the symbol "b" as 317-3799." The symbol "b" is a solidly filled in symbol. |
| <i>MD13 Winter Queen</i>                   | For 1995 chart: S is listed in the key but does not appear in the chart. See backstitching instructions for kreinik #8 braid.   |
| <i>MD15 Santa's Magic</i>                  | Kreinik #8 Braid 085 uses about 4 spools<br>Some charts may indicate using 102 Kreinik #8 braid for ● symbol.<br>If so, replace with 052 Kreinik.   |

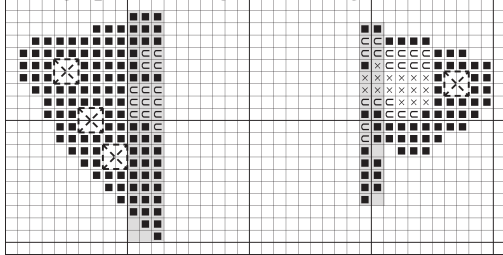

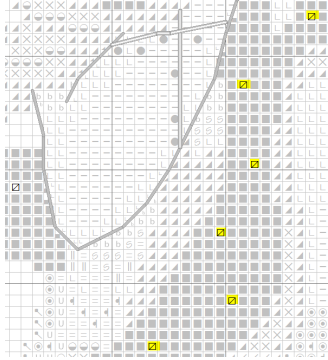
|                                   |   |
|-----------------------------------|---|
| <i>MD18 Blooming Bride</i>        | should be DMC 550   |
| <i>MD20 Fairy Tales</i>           | ▲ (DMC 3766) is listed in key but does not appear in chart  |
| <i>MD21 Fairy Idyll</i>           | ♣ should be ♠ (Caron Waterlilies Java, 109)   |
| <i>MD22 Summer Queen</i>          | ♡ should be DMC 718<br>♥ should be DMC 902<br>♠ should be DMC 915<br>■ should be DMC 939<br>○ should be DMC 3608<br>Inside of lip stitch should be ◦ (DMC 3608)<br>If 792 is listed in backstitching instructions, it should be 762                       |
| <i>MD26 Mermaid of the Pearls</i> | MH Bead 03055 requires 3 packages   |
| <i>MD28 Crystal Christmas</i>     | Rainbow Gallery "Wispy Fringe" AR5 is also known as Arctic Rays AR5<br>Crystal Treasure 13059 has been discontinued.<br>Please replace with 12108.<br>Backstitching on the hats and tip of the scarf should be one strand DMC 414                         |
| <i>MD34 Spring Queen</i>          | on dress by left arm should be ♥ (DMC 333)<br>■ in right bouquet should be ▲ (DMC 935)<br>= should be – (DMC 745)<br>♡ is DMC E3821 (New DMC number replaces 5282)<br>S in hair should be ♣ (DMC 898)<br>Left sleeve ◉ should be 6 (Mill Hill bead 02011) |
| <i>MD35 Waiting for Ships</i>     | Mill Hill Treasure 12171 is not on the chart.<br>80 rows down and 135 columns to the right is a blank square. Fill this with DMC 948.   |
| <i>MD36 Savannah's Curtsy</i>     | '/' symbol with DMC 415 missing on the right side of the chart;<br>location is highlighted.<br>   |
| <i>MD37 Three for Tea</i>         | Mill Hill Bead 02057 should be 03057  |
| <i>MD39 Villa Mirabilia</i>       | ♠ on face should be P (DMC Blend 356-758)<br>Three blank stitches on bodice ruffle should be ◻ DMC 729<br>Between beads in hair and necklace with 5285<br>Chart incorrectly numbered MD38, should be MD39   |
| <i>MD40 Ashley's Roses</i>        | 6 should be DMC 794<br>▼ should be DMC 601<br>This error has been corrected in later reprints.  |
| <i>MD45 Autumn Queen</i>          | Right side hair ornament ◦ should be ◉<br>Draping robe, mid center, ◦ should be ◻<br>Right bodice, ▲ should be ▲<br>Floss 5282 is replaced with E3821.  |
| <i>MD47 Aprils Blue Diamond</i>   | DMC 5283 is the same floss color as DMC E168.   |
| <i>MD48 Rose Arbour</i>           | If you have a key which has the symbol 'd' for 729-3822 DMC blend, the symbol should be 'A'.  |

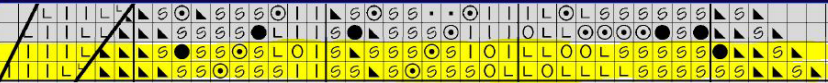

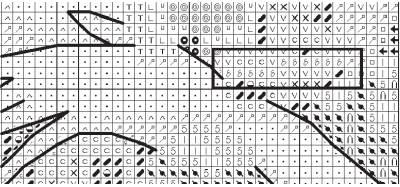
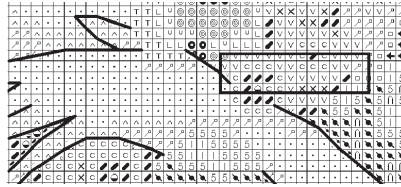

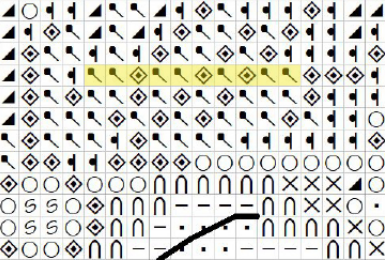
|  |  |
|--|--|
| MD49 <i>Gathering Eggs</i>                           | Symbol for 3716 (●) in hair should be symbol for blend 839-3829 (◎)  |
| MD50 <i>Summer in My Garden</i>                      | Backstitching on hair and hat should be DMC 938, not DMC 958.  |
| MD56 <i>May's Emerald Fairy</i>                      | U (DMC 3811) in lips should be A (DMC 3708)  |
| MD58 <i>Queen of Peace</i>                           | Mill Hill Treasure 13099 is discontinued. Please replace with 13051.   |
| MD62 <i>Lady of the Flag</i>                         | (3) Y symbols (DMC 3822) under right elbow in flag should be 6 (DMC 414)   |
| MD64 <i>Queen of Freedom</i>                         | Mill Hill Treasure 13099 is discontinued. Please replace with 13051.   |
| MD68 <i>Winter In My Garden</i>                      |  <p>Chart does not indicate where paper edge backstitch (DMC 317) is located. See photo above for placement. .<br/>The symbols on the chart with 4 black squares on the mistletoe should be ❖ 347 on the key.</p>  |
| MD69 <i>Cinderella</i>                               | <p><i>**Disregard blank shaded area on back of chart. Pattern does not repeat, therefore continue stitching below shaded area. Fixed in reprints.</i></p> <p>◆ (MH Treasure 13015) symbols should appear only in neckline and tiara. (None should appear in feet area, error in early charts)</p> <p>□ (DMC 415) symbol behind fence to right of gate (below other □ )</p> <p>&gt; (DMC 3011) symbol behind fence to right of gate (below other &gt; )</p> <p>♡ (Kreinik 007) to stitch lip</p> <p>● (DMC 3768) to stitch eye</p> <p>— (DMC 948) missing symbol in elbow</p> <p>● Symbol under the furthest right tree should be a solid black circle.</p> |
| MD71 <i>Shimmering Mermaid</i>                       | Ornaments in hair and necklace should be backstitched with DMC 221   |
| MD73 <i>Caring Wings</i>                             | < (DMC blend 223-354) should be DMC blend 223-3354<br>Backstitch olive branch with one strand 936<br>5282 now is E3821   |
| MD74 <i>Maidens of the Seasons II</i>                | > (DMC 3852) is listed in key but does not appear in chart<br>Suggested Substitutions for Needlepaints 2101-2106:<br>2101- DMC 927<br>2102- DMC 926<br>2103- DMC 502<br>2104- DMC 501<br>2105- DMC 500<br>2106- DMC 924  |
| MD75 <i>Butterfly Fairy</i><br><i>2004 copyright</i> | 4 and T in chart should be B DMC 210<br>U in hair at top of head should be Y DMC 3046<br>p in hair should be ♣ DMC 758   |
| MD77 <i>Emerald Mermaid</i>                          | The upside down triangle symbol in the seaweed near her hand (▼) should be the right side up symbol (▲) for DMC 904  |
| MD78 <i>Royal Holiday</i>                            | In fourth row from the bottom on the front, replace three ● (DMC 326) with ● (DMC 434). For ©2004 only.  |
| MD79 <i>Madonna of the Garden</i>                    | In baby's face, replace ◎ (Mill Hill Bead 02011) with + (DMC 754)  |





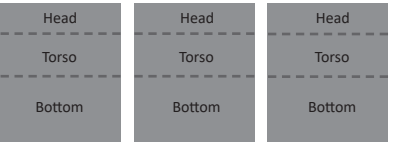
|  |  |
|--|--|
| <p><i>MD80 Lily of the Woods</i></p>         | <p>Mill Hill Treasure 12144 missing on chart under left wing; location is highlighted.</p>    |
| <p><i>MD81 Archangel</i></p>                 | <p>- (DMC 946) should be DMC 948<br/>T symbols on the neck should be DMC 758, or the L symbol</p>   |
| <p><i>MD82 Petal Fairy</i></p>               | <p><b>ORIGINAL 2004 CHART -Which has Mirabilia address</b><br/>* should be ★ DMC 869<br/>♡ in left flower petal should be ○<br/>2 flower end of stem should be 3<br/><b>2004 Chart which has Wichelt Imports address</b><br/>Shading is missing for repeat pattern on both sides. Bottom two rows on front and top two rows on back are identical and should repeat.<br/>Kreinik 9300 replacement is 093</p> |
| <p><i>MD83 The Feather Fairy</i></p>         | <p>337/3345 blend should be 3371/3345</p>  |
| <p><i>MD84 Enchanted Mermaid</i></p>         | <p>Treasure 13083 discontinued. Replace with 10 packs of 13091.<br/>Treasure 13099 has been discontinued. Replace with 14 packs of 13051. (Single packs)<br/>2017 Charts - DMC 434 &amp; DMC 932 have the same symbol. DMC 434 is located in hair. DMC 932 is located everywhere else.</p>   |
| <p><i>MD85 Mermaids of the Deep Blue</i></p> | <p>5 should be Mill Hill bead 18831<br/>V in blue areas should be 2 (DMC 932) (corrected in reprints)<br/>Kreinik #4 Braid 015 requires two spools. 2012©</p>  |
| <p><i>MD86 Garden Beauty</i></p>             | <p>P is Mill Hill bead 16606</p>   |
| <p><i>MD87 Forest Goddess</i></p>            | <p>∅ is DMC 433-782 (not listed in key)<br/>&lt; in cloak near hand should be E, DMC 730</p>   |
| <p><i>MD88 Stargazer</i></p>                 | <p><i>Early 2006 version</i> - Center marks are off; † should be ‡ in hair (row of ‡ - 66 squares down); T on hair ribbon (88 squares down) should be symbol d. (these errors have been corrected in <i>later 2006 reprints</i>).<br/>Need 2 packs of Mill Hill Bead 03037<br/><i>2006, 2013 version</i> - DMC floss 3856 should be 3865.</p>  |
| <p><i>MD89 Bliss Fairy</i></p>               | <p>Copyright 2006 below:<br/>A is DMC 746-950 (not listed in key)<br/>▲ is DMC 535 (additional symbol used)<br/>♥ is DMC 501 when it appears on the skirt above her thigh<br/>♡ is DMC 818 (may or may not be listed in key)<br/>∅ on belly should be ⊗<br/>Copyright 2020: Listed above have been corrected. Bead 16023 should be 16026</p>   |

|   |  |
|---|--|
| <b>MD90</b> <i>White Christmas</i>            | ■ in hair should be □ (DMC 581)  |
| <b>MD91</b> <i>Autumn in My Garden</i>        | ⊗ in bottom part of dress should be ∅ (DMC 552)<br>♥ for rake above hands is missing. Fill to your preference.<br>< in bottom right side of jacket should be > (DMC 644)<br>d (DMC 939) not needed, both instances of that symbol should be DMC 801<br>Bottom right skirt where pumpkins touch skirt, two \ should be ↘ where extend into pumpkins. Missing symbol above column of \ should be ▲<br>Leaf to right of rake T should be S<br>Leaf between first two pumpkins right of skirt, T should be +<br>Large pumpkin to right, ⊙ should be ↘<br>Missing Symbol far left pumpkin should be ○ |
| <b>MD92</b> <i>South Seas Mermaid</i>         | S in tail should be 5 (Mill Hill bead 03048)<br>♥ should be DMC 335-869  |
| <b>MD93</b> <i>Lady in the Mist</i>           | The symbol 3 on the white shoulder fabric should be -  |
| <b>MD94</b> <i>Crystal Symphony</i>           | r should be ↘ or ↙ (DMC 931)<br>8 should be ● (DMC 169)<br>Backstitch pillow and necklace with Kreinik 011HL<br>Backstitch outside border with 2 strands DMC 632<br>Lower lip should be DMC 603, not bead 42010<br>DMC 948 in left glove should be DMC 775<br>Two stitches DMC 758 at top of right glove should be DMC 775<br>Half stitches (DMC white and 758)at left side of necklace should be replaced with DMC 758  |
| <b>MD95</b> <i>Mermaid of Atlantis</i>        | (Kreinik 3328) should be Kreinik #4 3228<br>The backstitching in the hair should be DMC 3371.<br>Use one strand of the 102c Cord.<br>In the upper right corner on the face of the fish, the slash is going the wrong direction. Instead of \ (Kreinik 102c) the symbol should be / (DMC 3849).<br>Kreinik 034 replacement is 019   |
| <b>MD96</b> <i>November Topaz Fairy</i>       | T should be + (DMC 754) .<br>▲ (DMC 926) is listed in key but does not appear in chart .<br>Mill Hill Treasure 12210 requires 5 packages, not 9.   |
| <b>MD97</b> <i>Athena (Goddess of Wisdom)</i> | Above owl, row 29, 6 (Mill Hill Treasure 13063) should 8 (DMC 869)<br>It is needed just one (1) package of Mill Hill Treasure 13074.   |
| <b>MD98</b> <i>Bluebeard's Princess</i>       | Kreinik #4 Braid should be stitched 1 over 2.  |
| <b>MD102</b> <i>Mediterranean Mermaid</i>     | Treasure 13072 replacement is 13068.   |
| <b>MD103</b> <i>Shakespeare's Fairies</i>     | Backstitch stem for center lantern from last DMC 938 extending from hands to tip of stem coming from lantern with Kreinik 080HL.<br>May need 2 spools of Kreinik 9300.<br>Kreinik 9300 replacement is 093.<br>Kreinik 034 replacement is 019.<br>Mill Hill Treasure 12118 now replaces 12211 and 12138 from previous charts.   |
| <b>MD109</b> <i>Tree of Hope</i>              | ■ (Caron 224) should be Caron 244.   |



|                                      |   |
|--------------------------------------|---|
| MD110 <i>Spring Topiary Garden</i>   | <p>Wingtips missing from original chart,</p>  <p>Shaded rows are repeated on chart.</p>         |
| MD113 <i>Red Lady Pirate</i>         | Treasure 13078 replacement is 13029.  |
| MD117 <i>Lady Alexandra</i>          |  <p>Blank square should be the symbol V for DMC 3074</p>   |
| MD117 <i>Merchant Mermaid</i>        | Three spools of Kreinik 015L blending filament are needed. Mill Hill Treasure 12118 now replaces 12211 and 12138 from previous charts.  |
| MD125 <i>Siren and the Shipwreck</i> | Treasure 12209 replacement is 12118.  |
| MD127 <i>Persephone</i>              | Bold x below ear is incorrect. Four vertical x should be "U" Mill Hill bead 02011. Three vertical x should be "/" DMC 744.  |
| MD128 <i>Red</i>                     | 106 stitches down and 55 over from right: Bead 18002⊕ should be bead 00081 □  |
| MD129 <i>Ella, The Frog Princess</i> | Inner eye should be moved down one complete row and eyebrow 2 rows. Click on image on webpage for link to image of correction.  |
| MD136 <i>Christmas in London</i>     | Fabric change: 65w is now 6520.   |
| MD 139 <i>The Raven Queen</i>        | Collar backstitch is Kreinik 002P (1str).<br>Eyelashes are 2 strands of DMC 310   |
| MD143 <i>The Snow Queen</i>          | Shaded rows do not overlap; however, the entire chart is present.   |
| MD145 <i>Rapunzel</i>                | Treasure 12118 (2 packages) replaces 12138.<br>12150 only uses 2 packages.  |
| MD150 <i>Royal Games I</i>           | The missing symbol on the Queen of Hearts bodice just below the 03051 beads (C symbol) should be white floss (small dot symbol).  |
| MD151 <i>Renaissance Mermaid</i>     | <p>Beads missing in hair</p>  <p>Cross stitch Caron Waterlilies (CWL) require two strands.</p> |

|                                   |   |
|-----------------------------------|---|
| <i>MD152 Lady of Mystery</i>      | Caron Waterlilies 196 require 2 skeins.   |
| <i>MD153 Miss Cherry Blossom</i>  | Backstitching on bow and bottom edge of skirt is DMC 632 one str.   |
| <i>MD154 Royal Games II</i>       | Backstitching for Queen of Clubs staff is 310 one strand.   |
| <i>MD163 Winter Love</i>          | Only one package of 10053 bead is needed.<br>Two is indicated on the instructions.  |
| <i>MD166 The Baker's Wife</i>     | DMC Blends numbers were flipped in the key.<br>11 should be 210/3689; 2 should be 169/928   |
| <i>MD167 Lilith of Labrador</i>   | Highlighted lines should be shaded on the back of the chart.<br>  |
| <i>MD169 Princes Elliana</i>      | Missing symbol to the right of the leg below the dress should be DMC 29.  |
| <i>MD175 Ophelia</i>              | <div style="display: flex; align-items: center;"> <div style="margin-right: 20px;"> <p>50                  60                  70</p> <p>90</p> <p>100</p>  </div> <div> <p>Floss 154,<br/>symbol ▲ in<br/>this charted area<br/>shown at left<br/>should be floss<br/>840 symbol ◐.</p> </div> </div>  |
| <i>MD177 Botanical Garden</i>     | <p>Symbol 8 within the rectangle on the left is incorrect.<br/>The correct symbols are within the rectangle on the right.</p> <div style="display: flex; justify-content: space-around; text-align: center;"> <div> <p>Incorrect</p>  </div> <div> <p>Correct</p>  </div> </div> |
| <i>MD121 Dressmakers Daughter</i> | DMC 3371 is used for backstitching only. Not indicated on key   |
| <i>MD179 The Snow Maiden</i>      | <p>See symbol corrections below.</p> <p>* 29<br/>+ 210</p> <div style="display: flex; justify-content: space-around; text-align: center;"> <div> <p>Incorrect</p>  </div> <div> <p>Correct</p>  </div> </div>   |
| <i>MD181 Rosamund</i>             | Triangle symbols in eyelashes are the same color as the eyelashes backstitching, DMC 3021.  |

|   |   |
|---|---|
| <p><i>MD185 Nightingale</i></p>   | <p>Only uses 1 pack of 10101 beads, not 2</p>  <p>Highlighted Areas are changed floss colors or have disappeared on the chart entirely. All  and  symbols in the upper torso region should <b>NOT</b> be stitched.</p>            |
| <p><i>MD187 Luda</i></p>  | <p>Eyebrow should be one strand of DMC 844, not 2</p>   |
| <p><i>MD190 Delphines Butterfly Brigade</i></p>   | <p>Brown Butterfly near the bottom of dress backstitching is one strand of DMC 3740</p> <p>Outer Fairy wings backstitching symbol is ..... and not  in the 2024 chart prints. They should still be 2 strands.</p>  |
| <p><i>MD193 The Sea Merchants Wife</i></p>  | <p>The symbols for the DMC blends are flipped on the back side of the instructions. Please use the front instructions symbols</p> <p>CWL 196 should be 2 skeins and not 3.</p>  |
| <p><i>MD198 The Empress</i><br/><i>The Dreamers Collection</i><br/><i>Stitching bodies together</i></p>  | <p>Each chart includes two dashed lines [ - - - - ] that divide the design into three parts: head, torso, and bottom.</p> <p>Begin by stitching your choice of head, skipping over the borders*.</p> <p>When attaching the torso, ensure the neck lines are properly aligned with the heads. Similarly, ensure the waistline coincides with the bottom section.</p> <p><b>* Important: Do not stitch the borders when you are stitching bodies together, as they will not line up</b></p> |

Revised 02/15/2025

If the chart in question is not listed, please email us at [wichelt@wichelt.com](mailto:wichelt@wichelt.com).